



# BALANCED PRESSURE THERMOSTATIC STEAM TRAP

## MODEL LV13N BRASS

### BALANCED PRESSURE THERMOSTATIC STEAM TRAP WITH “FAIL OPEN” DESIGN

#### Features

Balanced pressure thermostatic trap suitable for small process, tracing, vessels and heaters.

1. “Fail open” feature will not hold back condensate in steam space.
2. Multi-diaphragm construction for long service life.
3. Cyclic operation with fixed subcooling throughout entire pressure range.
4. Outstanding air venting capability.
5. Compact, yet high capacity.
6. Easy to maintain and easy to clean.
7. Hardened stainless steel “flat valve” plus “cone ridge seat” ensure tight shutoff.
8. Built-in screen with large surface area.



#### Pressure Equipment Directive (PED)

Classification according to PED 2014/68/EU, fluid group 2

Size	Category	CE marking
DN 15, DN 20	—*	Art. 4, Sec. 3 (sound engineering practice), CE marking not allowed

\* Manufactured in accordance with sound engineering practice

#### Specifications

Model	LV13N	
Connection	Screwed	
Size	1/2", 3/4"	
Maximum Operating Pressure (barg)	PMO	13
Minimum Operating Pressure (barg)		0.1
Maximum Back Pressure		90% of Inlet Pressure
Maximum Operating Temperature (°C)	TMO	200
Subcooling of X-element Fill (°C)		up to 6
Type of X-element		C6

PRESSURE SHELL DESIGN CONDITIONS (NOT OPERATING CONDITIONS): Maximum Allowable Pressure (barg) PMA: 16      1 bar = 0.1 MPa  
Maximum Allowable Temperature (°C) TMA: 220

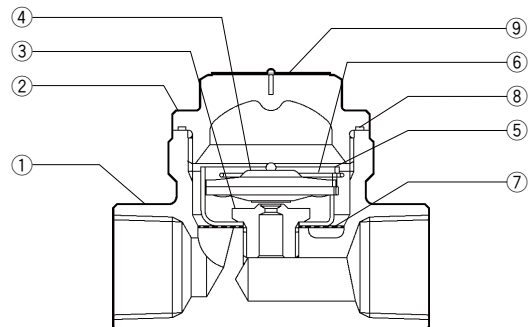


To avoid abnormal operation, accidents or serious injury, DO NOT use this product outside of the specification range. Local regulations may restrict the use of this product to below the conditions quoted.

No.	Description	Material	DIN*	ASTM/AISI*
①	Body	Brass C3771	2.0380	B124 C37700
②	Cover	Brass C3771	2.0380	B124 C37700
③ <sup>R</sup>	Valve Seat	Stainless Steel SUS420F	1.4028	AISI420F
④ <sup>R</sup>	X-element	Stainless Steel	—	—
⑤ <sup>R</sup>	X-element Guide	Stainless Steel SUS304	1.4301	AISI304
⑥ <sup>R</sup>	Spring Clip	Stainless Steel SUS304	1.4301	AISI304
⑦ <sup>R</sup>	Screen	Stainless Steel SUS304	1.4301	AISI304
⑧ <sup>R</sup>	Cover Gasket	Fluorine Resin PTFE	PTFE	PTFE
⑨	Nameplate	Stainless Steel SUS304	1.4301	AISI304

\* Equivalent materials

Replacement kits available: (R) repair parts



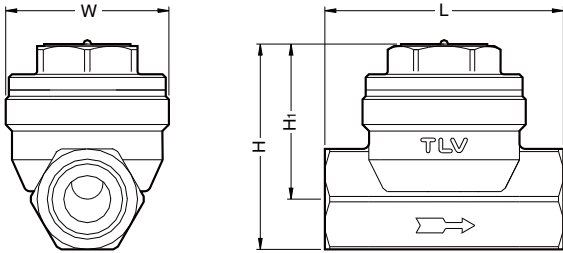
**Dimensions**

● **LV13N** Screwed

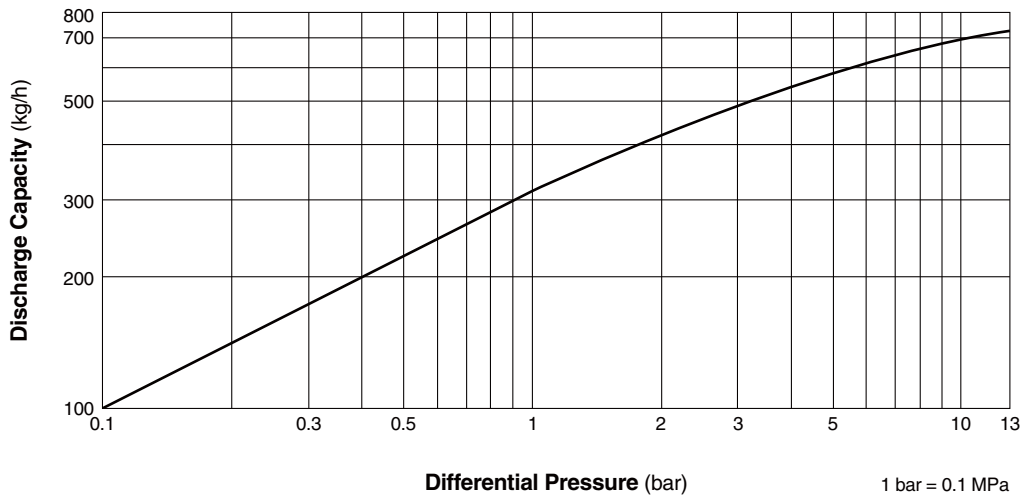
**LV13N** Screwed\* (mm)

Size	L	H	H <sub>1</sub>	φ W	Weight (kg)
1/2"	76	65	49	52	0.55
3/4"	80				

\* BSP DIN 2999, other standards available



**Discharge Capacity**



1. Differential pressure is the difference between the inlet and outlet pressure of the trap.
2. Recommended safety factor: at least 2.

Manufacturer  
**TLV** CO., LTD.  
 Kakogawa, Japan  
 is approved by LRQA Ltd. to ISO 9001/14001

